

# Zehnder Neotime



Technical specification for air handling units

always the best climate

## General

The innovative ventilation solutions in the Zehnder Neotime product range are equipped with highly efficient heat recovery and are ideally suited for installation in suspended ceilings due to their flat design. Alternatively, the ventilation units can be installed on the floor. This means that the compact ventilation units can be flexibly installed in a wide variety of properties such as offices, schools, nurseries, shopping centres, restaurants, apartment buildings, etc., both in new buildings and in renovations.

All necessary components are factory-fitted and programmed according to the selected configuration. This allows for easy plug-and-play installation.

The control unit mounted on the ventilation unit ensures easy installation, configuration and operation of the unit on site.

The Zehnder Neotime product range is available in 5 sizes and with 3 operating modes.



## User benefits

- There are 5 different unit sizes available with volume flows from 100 m<sup>3</sup>/h to 2,400 m<sup>3</sup>/h. This means that the optimum unit size can always be selected.
- Flexible solution: Ideal for installation in suspended ceilings due to their flat design. Can alternatively be mounted lying flat on the floor.
- Different climate comfort options such as electric pre-heating coil and/or optional electric or water-based post-heating coil.
- Aluminium counterflow heat exchangers with high thermal efficiency up to 90 % (EN308) ensure extremely efficient system operation.
- Direct-driven, backwards-curved fans with very low energy consumption, equipped with EC motors and overheating protection, allow for affordable and safe operation.
- Optimum air quality thanks to high-quality filters as standard (outdoor air ePM1 55 % (F7) / extract air ePM10 50 % (M5)).
- A number of interfaces are already factory-fitted as standard, enabling flexible integration into the building management system (Modbus, BACnet and Web).



Touch screen remote control

LCD remote control

## Features and functions

The different mounting options allow for targeted adaptation to the project-specific requirements. Depending on the selected configuration, the required components are integrated in the ventilation unit factory-fitted.

### Bypass

The Zehnder Neotime unit series has a modulating by-pass with the functionality to offer free cooling and night cooling with increased air performance and frost protection. In the SEASON version, the bypass provides summer/winter control in on/off mode using integrated thermostats.

### Control

3 choices of air flow modulation to guarantee optimal energy consumption (RT2012, EN15232).

**ECO:** Fans speed adjustment through 2 airflow settings (LS-HS) in the EASY control.

**LOBBY:** Air flow modulation with constant pressure mode, adjustable for each fan.

**DIVA:** Proportional modulation of each fan airflow depending on the CO2 rate. CO2 sensor integrated in the exhaust air inlet.

Components integrated in the unit ensure energy-efficient and safe system operation:

- Four integrated temperature sensors for recording the temperature of the supply air, extract air and outside air and for controlling the bypass. In the SMART and INFINITE unit versions with an additional temperature sensor for controlling the electric pre-heating coil.
- Integrated frost protection thermostat (THA) to protect the heating coil in the PREMIUM and INFINITE CO unit versions.
- Safety thermostat with integrated manual reset (THS) to protect the electric pre-heating coil and post-heating coil in the SMART, PREMIUM and INFINITE unit versions.
- Time programmes for operation with two different volume flows, which can be programmed project-specifically.
- Time programmes for weeks, holidays and public holidays.
- The outdoor air filter is monitored via a differential pressure box. The differential pressure is displayed on the control unit.
- Pressure sensor for system operation with constant airflow and display on the main control panel.
- Lockable main switch on the front.
- Potential-free input for smoke detectors / fire dampers / central fire alarm systems to switch off the ventilation unit. "Fire alarm" is displayed on the control unit.

## More User benefits

- **Low-noise operation thanks to double-walled panels with high-density thermal insulation (mineral wool 25 mm). Leakage classification T3 and L2 according to EN1886.**
- **Fully certified as the entire Zehnder Neotime unit series is Eurovent-certified and complies with the ErP2018 requirements.**

- The ventilation unit has an “External shut-off” digital input that has priority over all set operating modes. EASY control enables fresh air energy input and ensures the following functions:
- **FREE COOLING:** If the outdoor temperature is below the room setpoint temperature in summer, the summer bypass opens gradually until it is completely open. Thus, cool outdoor air is directed into the building past the heat exchanger. If this function is not sufficient to reach the setpoint temperature, the optional cooling coil is enabled.
- **FREE HEATING:** Mainly during the transition period, when the outdoor temperature is higher than the room temperature, the summer bypass opens gradually until it is completely open and the warm outdoor air can be supplied into the building. If this function is not sufficient to reach the setpoint temperature, the optional heating coil is enabled.
- **Cold recovery:** If the outdoor temperature is higher than the room temperature in summer or in the transitional period and the Zehnder Neotime ventilation unit requires cool air, the bypass closes gradually until it is completely closed and the warm outdoor air cannot flow in directly. If this cold recovery is not sufficient to reach the setpoint temperature, the optional cooling coil is enabled.
- **Heat recovery:** If the outdoor temperature is below the room temperature in winter or in the transitional period and the Zehnder Neotime ventilation unit requires warm air, the bypass closes gradually until it is completely closed and the cold outdoor air cannot flow in directly. If this function is not sufficient to reach the setpoint temperature, the optional heating coil is enabled.
- **NIGHT COOLING:** With the Night Cooling function, the room temperature of the building can be lowered depending on the weather conditions of the last 24 hours. Between midnight and 7 a.m. (configurable period), the Night Cooling function is switched on if the outdoor temperature rises above 22 °C (configurable value) during the day (between 6 a.m. and 10 p.m.). The Night Cooling function operates at outdoor temperatures between 10 and 18 °C (configurable) and extract air temperatures above 18 °C (configurable). In addition, for the FIRST and PREMIUM unit versions equipped with the EASY controller, this function provides a specific volume flow setpoint for the selected operating mode.
- **Fire safety:** Zehnder Neotime ventilation units have a fire protection system as standard, which controls the supply and extract fans in 5 modes that are available in the control parameters (function must be activated on site).
  - “Stop”: Complete stop of the ventilation unit
  - “Continuous work”: Starts the unit or runs it at high speed. The fire protection function takes priority over any other alarm.

“No specific reaction, runs automatically”: Keeps the unit running with the settings entered locally (Stop/LS/HS).

“Supply fan only”: Starts or keeps the supply fan at high speed (extract air off).

“Extract fan only”: Starts the extract fan or keeps it at high speed (supply air off).

The Zehnder Neotime ventilation unit also has a digital “Remote run/stop” input that enables connection to a manual controller. In this case, the external controller takes precedence over the fire protection, which may be activated in one of the five modes described above. Regardless of the selected mode, “Fire alarm” is displayed on the EASY control unit screen when this function is activated.

### Dehumidification

In combination with the Zehnder Neotime ventilation units, an external Combibox Concept module can be installed, equipped with a cooling coil (water or refrigerant) followed by a heating coil (water or electric). In this case, the controller automatically controls the supply of heat and cooling necessary for dehumidification while maintaining an optimum supply air temperature. The cooling control unit has priority over the dehumidification control unit

### Series

The Zehnder Neotime series, which is available in 5 unit sizes, covers volume flow rates from 100 m<sup>3</sup>/h to 2,400 m<sup>3</sup>/h. Depending on the selected operating mode, the ventilation units can be controlled in 2-stages or with modulating/demand control, with constant volume flow or pressure.

**SEASON:** Ventilation unit for use in moderate climate zones for air exchange in buildings with energy recovery, summer/winter bypass, volume flow control by potentiometer.

**FIRST:** Ventilation unit without integrated coil.

**SMART:** Ventilation unit with integrated electric pre-heating coil.

**PREMIUM:** Ventilation unit with integrated electric or water-based post-heating coil.

**INFINITE:** Ventilation unit with integrated electric pre-heating coil and integrated electric or water-based post-heating coil.

## Set-up

- The construction consists of double-walled aluminium panels
- Outer sheet in RAL7035, inside galvanised sheet steel
- The housing meets class T3 according to EN1886 and air tightness L2 for models 06 and 08 (mineral wool 25 mm).
- Round unit connectors with lip seals to guarantee air distribution tightness (ATEC CSTB No. 13-224-12)
- Angles pressed into the construction for fastening to the floor or ceiling
- Control cabinet integrated in the ventilation unit with the electrical components and the control unit.
- Access to internal components via removable panels on the side, with integrated main control panel on the side and lockable main switch.
- Integrated condensate tray including drain.
- Integrated, motorised and self-regulating bypass 100 %.

## Filters

Zehnder Neotime ventilation units are factory-fitted with high-quality filters that ensure high indoor air quality and protect the system components.

### Outdoor air

An ePM1 55 % (F7) filter is factory-fitted

### Extract air

An ePM10 50 % (M5) filter is factory-fitted

## Installation

The flat ventilation units of the Neotime series are ideal for installation in a suspended ceiling. Alternatively, the compact ventilation units can be mounted on the floor. Maintenance access to the internal components is from both sides of the unit.

## Climate versions

The Zehnder Neotime unit offers versions that allows an optimal climate comfort (except SEASON). Functions are automatically handled by EASY control. Water or electric coils are integrated in the unit. Related temperature probes are assembled, cabled and checked in factory so that the Zehnder Neotime unit can really be plug-and-play:  
Integrated temperature probes in the unit (x4): blowing, recovery, defrosting by bypass, external temperature.  
For the SMART et INFINITE versions, a probe for defrosting coil.

- Frost protection thermostat integrated (THA) inside the coil for the PREMIUM/INFINITE CO versions.
- A built-in, manually reset safety thermostat (THS) ensuring the protection of the electric defrost and heating coils for SMART, PREMIUM BE and INFINITE BE versions.

## Fans

The built-in freewheel fans with EC motor are powered directly. The fans are speed-controlled and have built-in overheating protection. EC technology is an efficient solution that ensures low energy consumption for regulation and monitoring and control of the operating point (regulation of discharge capacities from 10 to 100 %). Low noise level for improved acoustic comfort.

## Heat exchanger

- Static counterflow heat exchanger made of aluminium plates with a high level of efficiency and Eurovent certification. Efficiency above 90 % (EN308) for supply air: -10 °C/90 % and extract air 20 °C/50 %.  
Automatic defrosting by proportional opening of the bypass (except SEASON, on/off) and adapted modulation of the supply air volume in the FIRST and PREMIUM unit versions and by self-regulating electric pre-heating coil in the SMART and INFINITE unit versions.

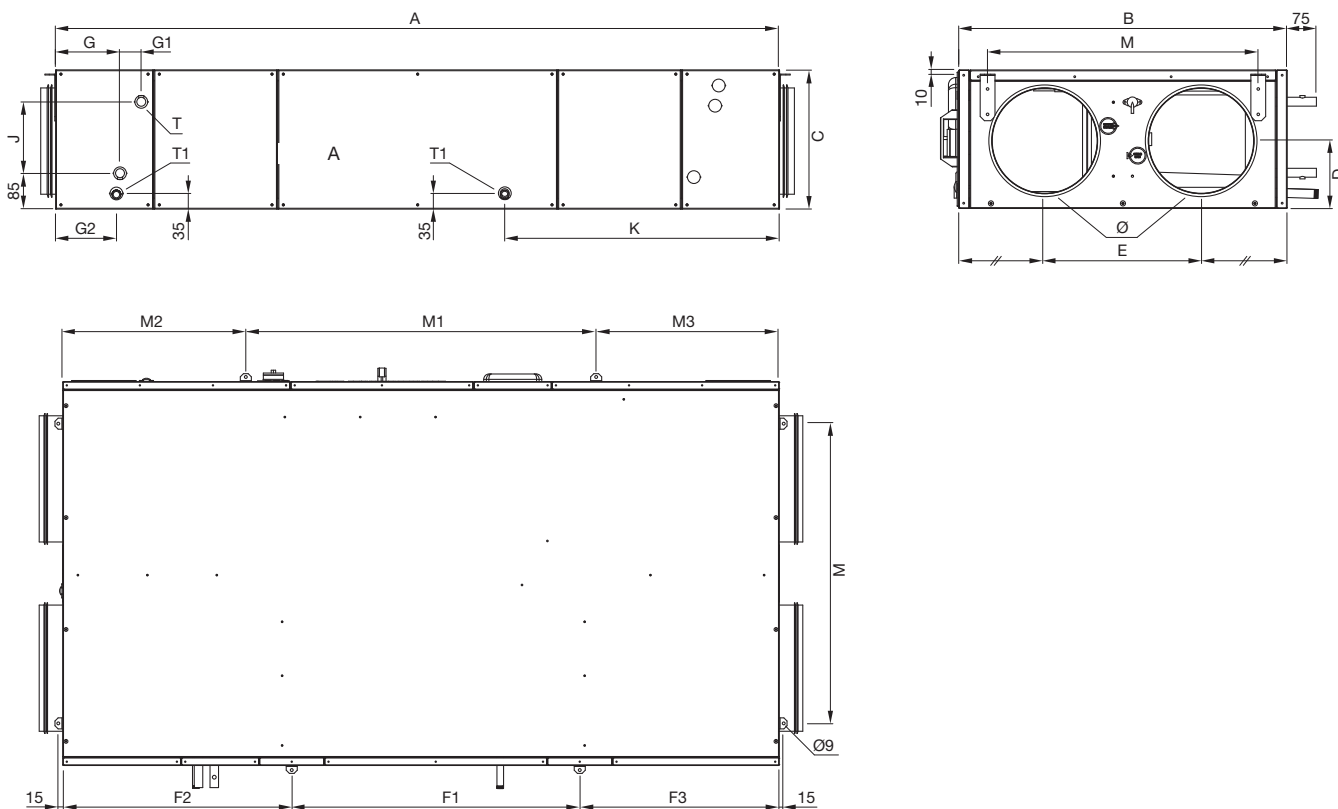
## Unit versions with different coils

Zehnder Neotime	Integrated heat coil (S)				External coil module						
	Pre-heating coil	Post-heating coil		Changeover (Heating/cooling)	Cooling		Dehumidification (cooling + heating)				
		Electric	Electric		Water	Water	Water	R410A	Water/ Water	Water/ Electric	R410A/ Water
SEASON	-	-	-	-	-	-	-	-	-	-	-
FIRST	-	-	-	-	CBX-BF	CBX-DX	CBX-CH	CBX-CE	CBX-DXH	CBX-DXE	
SMART	■	-	-	-	CBX-BF	CBX-DX	CBX-CH	CBX-CE	CBX-DXH	CBX-DXE	
PREMIUM BE	-	■	-	-	CBX-BF	CBX-DX	-	-	-	-	
PREMIUM CO	-	-	■	■	Standard	CBX-DX	Zehnder Neotime/ CBX-BC	-	-	-	
INFINITE CO	■	■	-	-	CBX-BF	CBX-DX	-	-	-	-	
INFINITE BE	■	-	■	■	Standard	CBX-DX	Zehnder Neotime/ CBX-BC	-	-	-	

The dehumidification function (can be activated on site) consists of coupling the Zehnder Neotime ventilation unit with a Combibox Concept combination module with cooling (water or R410A) + heating (water or electric) for the FIRST or SMART unit version. In this case, the supply of the amount of warm or cold air required for dehumidification is automatically adjusted via the controller, while maintaining the optimum operating temperature. Within the period with cooling demand, temperature control is prioritised over dehumidification.

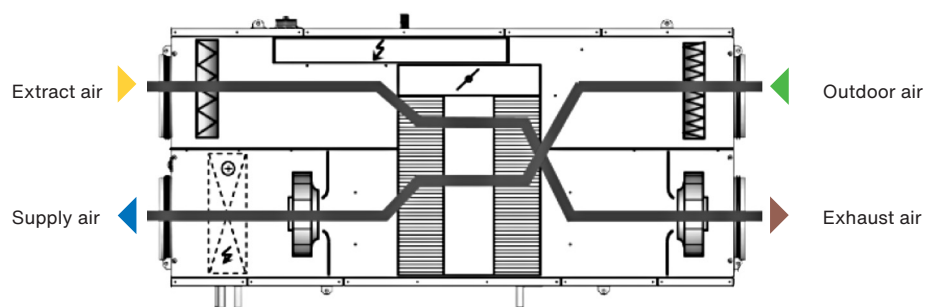
Dimensions

Zehnder Neotime	Ø	A	B	C	D	E	F1	F2	F3	G	G1	G2	J	K	M	M1	M2	M3	T	T1	SEASON	FIRST SMART	PREMIUM INFINITE	PREMIUM INFINITE
	mm	mm	mm	mm	mm	mm	mm	mm	mm	mm	mm	mm	mm	mm	mm	mm	mm	mm	mm	mm	kg	kg	kg	kg
600	250	1700	780	330	160	370	-	-	-	150	50	145	170	645	640	-	-	-	1/2	1/2	120	127	130	135
900	315	2020	965	415	210	460	-	-	-	150	50	145	250	760	770	-	-	-	1/2	1/2	180	190	195	200
1300	355	2190	1220	415	195	600	795	735	600	430	50	425	250	860	950	1170	510	510	1/2	1/2	255	265	270	275
1800	400	2270	1220	495	245	600	915	725	630	430	50	425	330	885	950	1110	580	580	1/2	1/2	275	285	290	295
2500	400	2395	1740	495	245	910	840	785	770	430	50	425	330	985	1350	1235	580	580	3/4	1/2	380	390	400	405



Zehnder Neotime						
Clearance for maintenance (mm)		600	900	1300	1800	2500
Access to the filter / control cabinet	L1	275	375	520	520	690
Access to the fans	L2	225	320	380	435	435
Access to the fans / to the heat exchanger / to the CO coil	L3	470	560	670	670	1020

## Installation and unit versions



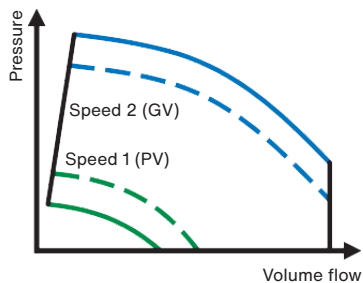
## Electrical data

Model Zehnder Neotime	Output Electric motor (W)	Operating temp. (°C / °C)	Degree of protection	Thermal protection class	FIRST, PREMIUM CO, SEASON		INFINITE CO, SMART		PREMIUM BE			INFINITE BE		
					Supply voltage (V/Ph/Hz)	Current draw (A)	Supply voltage (V/Ph/Hz)	Current draw (A)	Supply voltage (V/Ph/Hz)	Model (POH el.)	Current draw (A)	Supply voltage (V/Ph/Hz)	Model (POH el.)	Current draw (A)
600	2 x 169	-20 / 60	IP54/B	*	230/1/50	2.8	230/1/50	8.2	230/1/50	-	8.2	230/1/50	-	13.7
900	2 x 220	-20 / 60	IP44/B	*	230/1/50	3.4	230/1/50	14.3	230/1/50	-	11.0	230/1/50	-	21.9
1300	2 x 400	-20 / 40	IP44/F	*	230/1/50	8.6	230/1/50	23.6	230/1/50	-	19.5	230/1/50	-	34.7
1800	2 x 400	-20 / 40	IP44/F	*	230/1/50	8.6	230/1/50	24.9	230/1/50	-	24.9	400/3+N/50	-	15.1
2500	2 x 400	-20 / 40	IP44/F	*	230/1/50	8.6	230/1/50	31.4	230/1/50	-	31.4	400/3+N/50	-	19.5

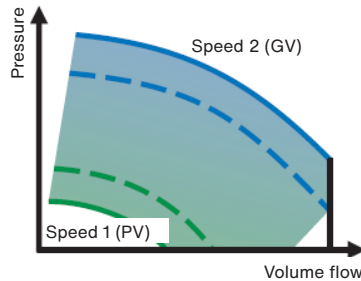
\* IPT: Integrated Thermal Protection

### Operating modes

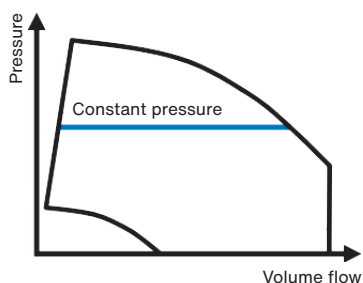
The Zehnder Neotime ventilation unit has a factory-programmable controller as standard for configuring the operating modes described below:



How Zehnder Neotime ECO works  
2 speeds (PV/GV) can be set per fan, except for SEASON (one speed adjustable via potentiometer)



How Zehnder Neotime DIVA works  
Demand-dependent speed control per fan



How Zehnder Neotime LOBBY EC works  
Constant pressure control per fan



LCD remote control max. 100 m or 1,000 m with repeater (optional).  
Same functionalities as the front display of the Zehnder Neotime ventilation unit, incompatible with SEASON



Touch screen remote control with operating and maintenance level (up to 100 m), not compatible with SEASON



## Integrated components

Equipment	SEASON	FIRST	SMART	PREMIUM BE	PREMIUM CO	INFINITE BE	INFINITE CO
EC fans with low consumption	●	●	●	●	●	●	●
Outdoor air, ePM1 55 % (F7)	●	●	●	●	●	●	●
Extract air filter, ePM10 50 % (M5)	●	●	●	●	●	●	●
Counterflow plate heat exchanger with high efficiency (>90 %), Eurovent certified	●	●	●	●	●	●	●
Internal bypass 100 %	●	●	●	●	●	●	●
Inclined condensate trays	●	●	●	●	●	●	●
Double-walled 25 mm, RAL7035	●	●	●	●	●	●	●
Round unit connectors with lip seals (ATEC CSTB No. 13-224-12)	●	●	●	●	●	●	●
Remote control with LCD display (up to 100 m)	-	●	●	●	●	●	●
Controller with communication via Modbus in RS485 or TCP/IP, BACnet IP, WEB TCP/IP (selection in menu)	-	●	●	●	●	●	●
Potentiometer for speed control	●	-	-	-	-	-	-
Supply air temperature sensor	-	●	●	●	●	●	●
Extract air temperature sensor	-	●	●	●	●	●	●
Bypass defrost sensor	●	●	●	●	●	●	●
External temperature sensor	●	●	●	●	●	●	●
Pre-heating coil sensor	-	-	●	-	-	●	●
Frost protection thermostat water coil	-	-	-	-	●	-	●
Safety thermostat, electric pre-heating coil	-	-	●	-	-	●	●
Safety thermostat, electric post-heating coil	-	-	-	●	-	●	-
Lockable main switch	●	●	●	●	●	●	●
Power cable feed-through	●	●	●	●	●	●	●

● : Standard equipment or functions

■ : Optional equipment or functions. Supplied factory assembled and wired

◆ : Optional equipment or functions. Supplied unassembled

## Unit functions

Functions	SEASON	FIRST	SMART	PREMIUM BE	PREMIUM CO	INFINITE BE	INFINITE CO
Defrosting through bypass	●	-	-	-	-	-	-
Defrosting in several phases: Bypass + coil (SMART/INFINITE) + modulation of the supply air volume	-	●	●	●	●	●	●
Self-regulated electric defrosting coil	-	-	●	-	-	●	●
Self-regulated electric pre-heating coil	-	-	-	●	-	●	-
Self-regulated changeover water coil (heating/cooling)	-	-	-	-	●	-	●
Internal bypass 100 %, switching, automatic summer/winter controller	●	-	-	-	-	-	-
Internal bypass 100 %, self-regulating and modulating (0-100 %)	-	●	●	●	●	●	●
Free cooling controller	-	●	●	●	●	●	●
Night cooling controller (night-time ventilation)	-	●	●	●	●	●	●
Fan overheating protection	-	●	●	●	●	●	●
Room temperature control (air outlet)	-	●	●	●	●	●	●
Weekly time switch	-	●	●	●	●	●	●
Holiday and public holiday time switch	-	●	●	●	●	●	●
Pressure box for monitoring the outdoor air filter	●	●	●	●	●	●	●
Volume flow pressure controller (supply air + extract air)	●	●	●	●	●	●	●
Fire protection according to 5 available modes	-	●	●	●	●	●	●
Controller of the Combibox Concept dehumidification module	-	●	●	●	●	●	●

●: Standard equipment or functions

■: Optional equipment or functions. Supplied factory assembled and wired

◆: Optional equipment or functions. Supplied unassembled

## Unit functions

Factory-installed control options	SEASON	FIRST	SMART	PREMIUM BE	PREMIUM CO	INFINITE BE	INFINITE CO
LOBBY EC: Constant pressure controller	-	■	■	■	■	■	■
DIVA EC: Demand-driven CO <sub>2</sub> controller	-	■	■	■	■	■	■

Additional options	SEASON	FIRST	SMART	PREMIUM BE	PREMIUM CO	INFINITE BE	INFINITE CO
Changeover valve for changeover unit versions	-	◆	◆	◆	◆	◆	◆
TOUCH remote control (up to 100 m)	-	◆	◆	◆	◆	◆	◆
LON communication	-	◆	◆	◆	◆	◆	◆
Room temperature control via touch remote control	-	◆	◆	◆	◆	◆	◆
1000 m repeater for LCD remote control	-	◆	◆	◆	◆	◆	◆
Wonderroom, connection box that communicates automatically with Zehnder Neotime	-	◆	◆	◆	◆	◆	◆
Dehumidification module Combibox Concept	-	◆	◆	-	◆	-	◆

●: Standard equipment or functions

■: Optional equipment or functions. Supplied factory assembled and wired

◆: Optional equipment or functions. Supplied unassembled

**Sound specifications**

The Lp4m dB(A) measurement curves on the following pages correspond to the sound pressure level at a distance of 4 m in a semi-circular free field above a reflecting plane. The sound pressure applies to connected ducts on the supply air and extract air side.

The sound pressure Lp dB(A) for deviating distances can be determined using the distance factors below.

Distance (m)	1.5	3	4	5	7	10
Distance factor dB(A)	9	3	0	-2	-5	-8

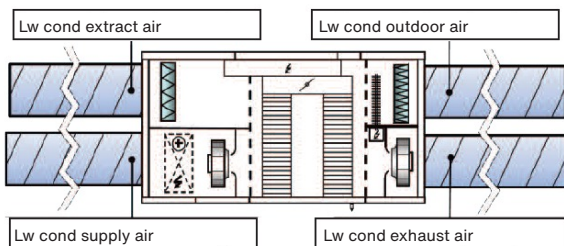
The “Lw cond supply air” curves shown on the following pages indicate the total sound power radiated into the duct on the supply air and exhaust air side. To determine the sound power in the frequency band, the values listed in the table must be taken into account.

Frequency	63 Hz	125 Hz	250 Hz	500 Hz	1 kHz	2 kHz	4 kHz	8 kHz
Zehnder Neotime 600 dB(A)	-37	-26	-15	-7	-5	-6	-9	-11
Zehnder Neotime 900 dB(A)	-29	-17	-11	-7	-5	-5	-11	-18
Zehnder Neotime 1300 dB(A)	-31	-20	-5	-8	-6	-8	-10	-16
Zehnder Neotime 1800 dB(A)	-32	-20	-6	-8	-6	-8	-10	-16
Zehnder Neotime 2500 dB(A)	-37	-23	-7	-8	-6	-7	-9	-13

The “Lw cond extract air” curves shown on the following pages indicate the total sound power radiated into the duct on the extract air and outdoor air side. To determine the sound power in the frequency band, the factors listed in the table must be taken into account.

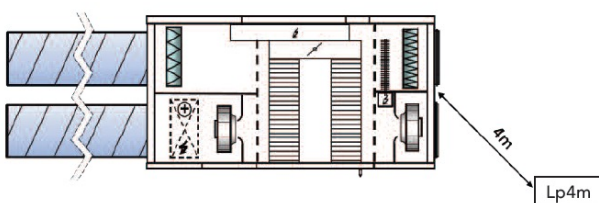
Frequency	63 Hz	125 Hz	250 Hz	500 Hz	1 kHz	2 kHz	4 kHz	8 kHz
Zehnder Neotime 600 dB(A)	-32	-24	-14	-7	-5	-5	-11	-15
Zehnder Neotime 900 dB(A)	-21	-12	-7	-5	-6	-10	-16	-22
Zehnder Neotime 1300 dB(A)	-28	-19	-4	-8	-6	-8	-16	-23
Zehnder Neotime 1800 dB(A)	-30	-19	-4	-8	-6	-8	-15	-20
Zehnder Neotime 2500 dB(A)	-33	-21	-5	-8	-6	-7	-14	-20

To obtain the sound spectrum NSC4 dB(A) (noise level from 4 m distance in semi-circular free sound field, floor-standing unit above a reflecting plane, ends of the ventilation unit with supply air and extract air line connections via ducts with the same sound insulation as the ventilation unit), 18 dB(A) must be subtracted from the value Lp4m.

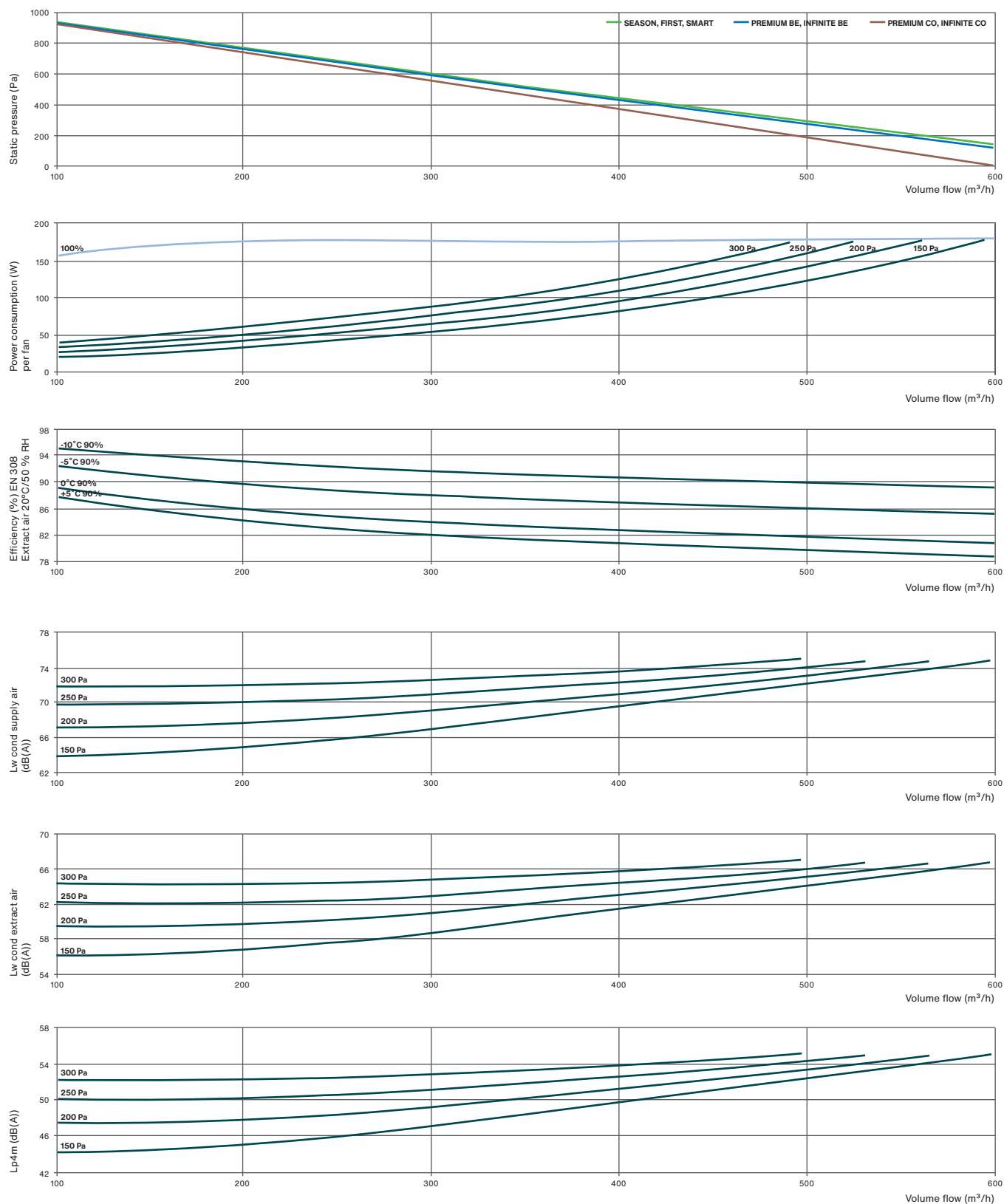


Curves are built on outdoor air (Static Pressure) with all round spigots connected to the ducts (D configuration for NF EN 13141-4 concerned)

Note:  
Tolerance = general values +/- 3 dB(A)  
Acoustic spectrum +/- 5 dB(A)



### Technical data for Zehnder Neotime 600 ventilation unit



## Performance data for Zehnder Neotime 600 heating coil

CO for the PREMIUM and INFINITE unit versions				Changeover coil				
Water temp. °C / °C	Air inlet temperature °C	Volume flow m³/h	100	200	300	400	500	600
80 / 60	11	Performance (kW) / supply air (°C)	1.8 / 65	3.2 / 58	4.3 / 54	5.3 / 50	6.2 / 48	6.9 / 46
		Water quantity (l/h) / water pressure loss (kPa)	80 / 1	140 / 3	190 / 6	230 / 6	270 / 5	300 / 6
	15	Performance (kW) / supply air (°C)	1.7 / 65	2.9 / 59	4.0 / 55	4.9 / 52	5.7 / 49	6.4 / 47
		Water quantity (l/h) / water pressure loss (kPa)	70 / 1	130 / 3	170 / 5	210 / 5	250 / 4	280 / 5
60 / 50	11	Performance (kW) / supply air (°C)	1.3 / 51	2.4 / 46	3.2 / 43	4.0 / 41	4.6 / 39	5.3 / 37
		Water quantity (l/h) / water pressure loss (kPa)	120 / 3	210 / 5	280 / 5	350 / 8	410 / 11	460 / 13
	15	Performance (kW) / supply air (°C)	1.2 / 51	2.1 / 47	2.9 / 44	3.6 / 42	4.2 / 40	4.8 / 39
		Water quantity (l/h) / water pressure loss (kPa)	110 / 2	190 / 6	250 / 5	310 / 7	370 / 9	410 / 11
45 / 40	11	Performance (kW) / supply air (°C)	1.0 / 39	1.7 / 36	2.3 / 34	2.9 / 32	3.4 / 31	3.8 / 30
		Water quantity (l/h) / water pressure loss (kPa)	170 / 5	290 / 6	400 / 11	500 / 14	580 / 18	660 / 23
	15	Performance (kW) / supply air (°C)	0.8 / 40	1.5 / 37	2.0 / 35	2.5 / 34	2.9 / 32	3.3 / 31
		Water quantity (l/h) / water pressure loss (kPa)	140 / 4	260 / 5	350 / 8	430 / 12	500 / 14	570 / 18
7 / 12	32 - 40	Performance (kW) / supply air (°C)	0.9 / 13.2-91	1.6 / 15.4-86	2.1 / 16.8-82	2.5 / 17.8-80	2.9 / 18.5-78	3.3 / 19.2-76
		Water quantity (l/h) / water pressure loss (kPa)	160 / 5	270 / 6	360 / 10	430 / 15	500 / 16	560 / 20
	27 - 50	Performance (kW) / supply air (°C)	0.7 / 12.7-94	1.2 / 14.5-89	1.6 / 15.6-87	1.9 / 16.4-85	2.2 / 17.0-83	2.4 / 17.4-82
		Water quantity (l/h) / water pressure loss (kPa)	120 / 3	200 / 6	270 / 6	320 / 9	370 / 11	420 / 13
	25 - 50	Performance (kW) / supply air (°C)	0.5 / 12.6-94	0.9 / 14.1-90	1.2 / 15.0-87	1.3 / 15.6-90	1.5 / 16.2-86	1.7 / 16.8-83
		Water quantity (l/h) / water pressure loss (kPa)	90 / 2	150 / 5	200 / 6	220 / 7	250 / 5	280 / 7
6 / 11	32 - 40	Performance (kW) / supply air (°C)	1.0 / 12.3-91	1.7 / 14.6-85	2.3 / 16.1-82	2.7 / 17.2-79	3.2 / 18.0-77	3.6 / 18.7-76
		Water quantity (l/h) / water pressure loss (kPa)	170 / 6	290 / 7	390 / 12	470 / 17	550 / 19	610 / 24
	27 - 50	Performance (kW) / supply air (°C)	0.8 / 11.9-93	1.3 / 13.7-89	1.7 / 14.9-86	2.2 / 15.7-84	2.4 / 16.4-83	2.7 / 16.9-82
		Water quantity (l/h) / water pressure loss (kPa)	130 / 4	220 / 7	300 / 7	360 / 10	420 / 14	460 / 17
	25 - 50	Performance (kW) / supply air (°C)	0.6 / 11.7-94	1.0 / 13.3-90	1.3 / 14.3-87	1.6 / 15.1-85	1.6 / 15.6-89	1.8 / 16.2-86
		Water quantity (l/h) / water pressure loss (kPa)	100 / 2	170 / 6	230 / 7	280 / 7	270 / 6	310 / 8

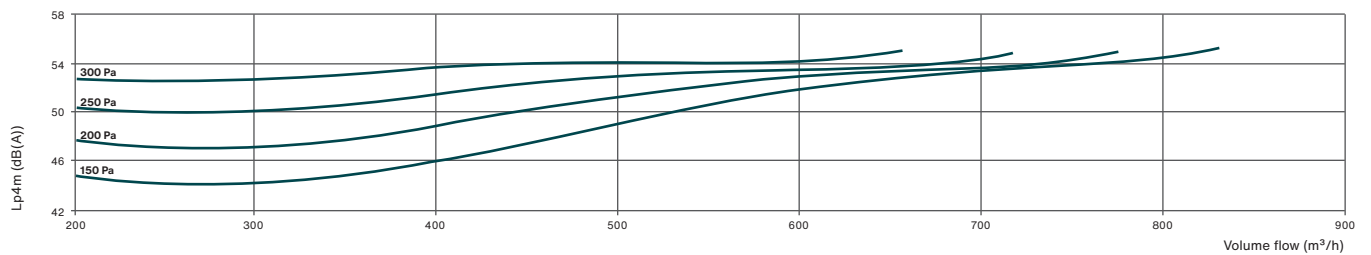
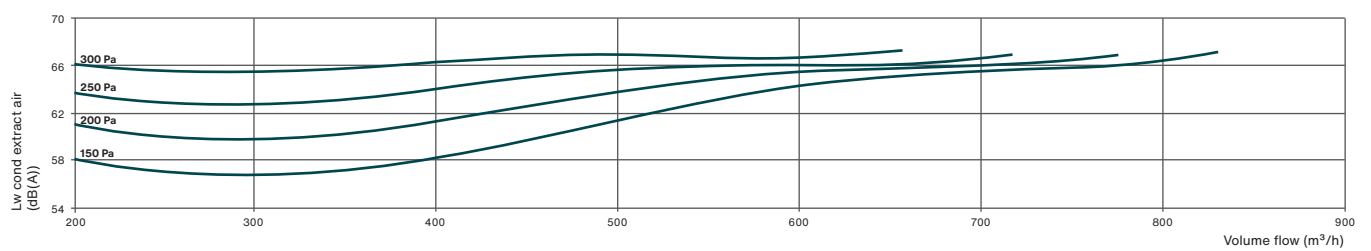
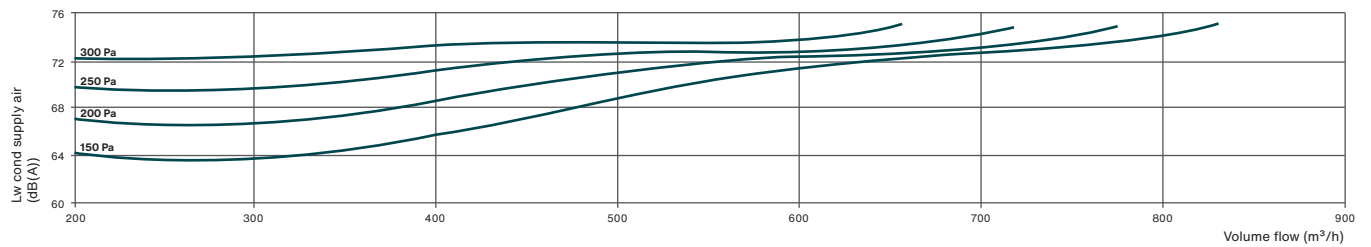
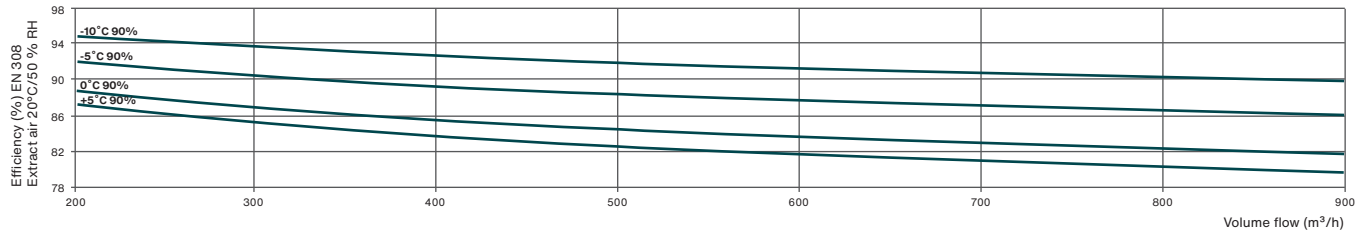
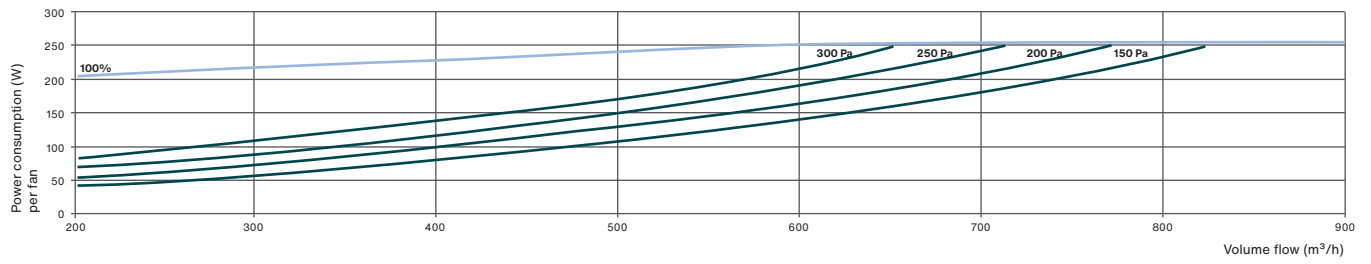
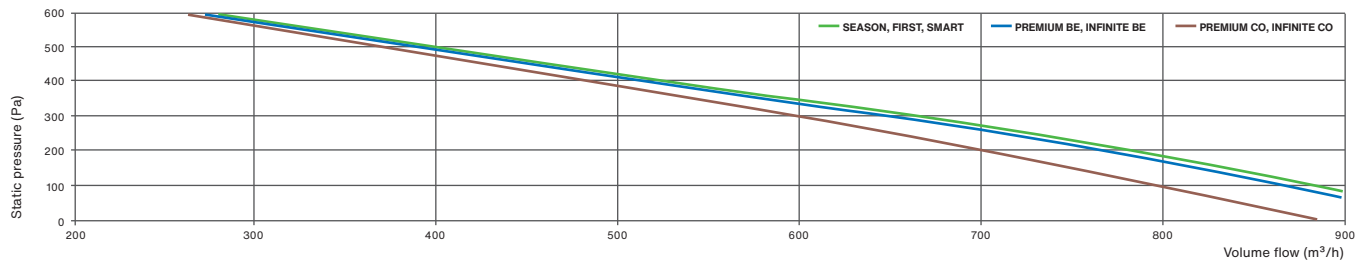
### Performance data for Zehnder Neotime 600 heating coil

BE for unit versions										electric coil		
Supply air volume	0 °C	-5 °C	-10 °C	-15 °C	-15 °C*	0 °C	-5 °C	-10 °C	-10 °C*	-10 °C	-15 °C	-15 °C*
(m <sup>3</sup> /h)	600		600			600				600		
Unit version	FIRST, SEASON		SMART Pre-heating coil			PREMIUM BE Heating coil				INFINITE BE Pre-heating coil + post-heating coil		
Performance (kW)	-		1.25			1.25				1.25 + 1.25		
Temperature on output from the unit (°C)	16.5	15.4	16.3	11.8	17.0	22.8	21.7	16.9	23.6	22.6	18.0	24.8

This data is displayed for optimal configuration of the controller according to the respective outdoor temperatures. Permanent blower temperature of the ventilation unit, taking into account the proportional bypass opening to prevent the heat exchanger from icing up.

\* If the volume flow is reduced by 20 %

### Technical data for Zehnder Neotime 900 ventilation unit





## Performance data for Zehnder Neotime 900 heating coil

CO for the PREMIUM and INFINITE unit versions				Changeover coil			
Water temp. °C / °C	Air inlet temperature °C	Volume flow m <sup>3</sup> /h	200	400	600	800	900
80 / 60	11	Performance (kW) / supply air (°C)	3.6 / 65	6.3 / 58	8.5 / 53	10.4 / 50	11.3 / 48
		Water quantity (l/h) / water pressure loss (kPa)	160 / 4	280 / 3	370 / 6	460 / 8	500 / 7
	15	Performance (kW) / supply air (°C)	3.4 / 65	5.8 / 59	7.9 / 54	9.7 / 51	10.5 / 50
		Water quantity (l/h) / water pressure loss (kPa)	150 / 3	260 / 3	350 / 5	420 / 7	460 / 8
60 / 50	11	Performance (kW) / supply air (°C)	2.7 / 51	4.7 / 46	6.4 / 43	7.8 / 40	8.5 / 39
		Water quantity (l/h) / water pressure loss (kPa)	230 / 5	410 / 7	550 / 9	680 / 14	740 / 16
	15	Performance (kW) / supply air (°C)	2.4 / 51	4.2 / 47	5.8 / 44	7.1 / 41	7.7 / 41
		Water quantity (l/h) / water pressure loss (kPa)	210 / 4	370 / 6	500 / 8	620 / 11	670 / 13
45 / 40	11	Performance (kW) / supply air (°C)	1.9 / 39	3.3 / 36	4.6 / 34	5.6 / 32	6.1 / 31
		Water quantity (l/h) / water pressure loss (kPa)	330 / 5	580 / 10	790 / 16	980 / 24	1060 / 28
	15	Performance (kW) / supply air (°C)	1.7 / 40	2.9 / 37	4.0 / 35	4.9 / 33	5.3 / 33
		Water quantity (l/h) / water pressure loss (kPa)	290 / 4	500 / 8	690 / 14	850 / 19	920 / 22
7 / 12	32 - 40	Performance (kW) / supply air (°C)	1.8 / 13.1-90	3.1 / 15.4-85	4.2 / 16.8-81	5.1 / 17.8-79	5.5 / 18.2-78
		Water quantity (l/h) / water pressure loss (kPa)	320 / 5	540 / 11	720 / 18	870 / 23	940 / 26
	27 - 50	Performance (kW) / supply air (°C)	1.4 / 12.6-93	2.4 / 14.4-89	3.2 / 15.6-86	3.8 / 16.3-84	4.1 / 16.7-83
		Water quantity (l/h) / water pressure loss (kPa)	240 / 7	410 / 8	540 / 11	660 / 15	710 / 17
	25 - 50	Performance (kW) / supply air (°C)	1.1 / 12.5-93	1.8 / 14.0-89	2.4 / 15.0-86	2.5 / 15.6-90	2.7 / 15.9-88
		Water quantity (l/h) / water pressure loss (kPa)	190 / 6	310 / 5	410 / 8	430 / 9	470 / 11
6 / 11	32 - 40	Performance (kW) / supply air (°C)	2.0 / 12.3-90	3.4 / 14.7-84	4.5 / 16.2-81	5.5 / 17.2-78	6.0 / 17.7-77
		Water quantity (l/h) / water pressure loss (kPa)	340 / 6	580 / 12	780 / 19	950 / 27	1020 / 31
	27 - 50	Performance (kW) / supply air (°C)	1.6 / 11.8-93	2.6 / 13.7-88	3.5 / 14.9-86	4.3 / 15.7-84	4.6 / 16.1-83
		Water quantity (l/h) / water pressure loss (kPa)	270 / 4	450 / 10	600 / 13	730 / 19	790 / 19
	25 - 50	Performance (kW) / supply air (°C)	1.2 / 11.6-93	2.1 / 13.3 -89	2.7 / 14.3-86	3.3 / 15.0-84	3.6 / 15.4-83
		Water quantity (l/h) / water pressure loss (kPa)	210 / 5	350 / 6	470 / 11	570 / 12	610 / 13

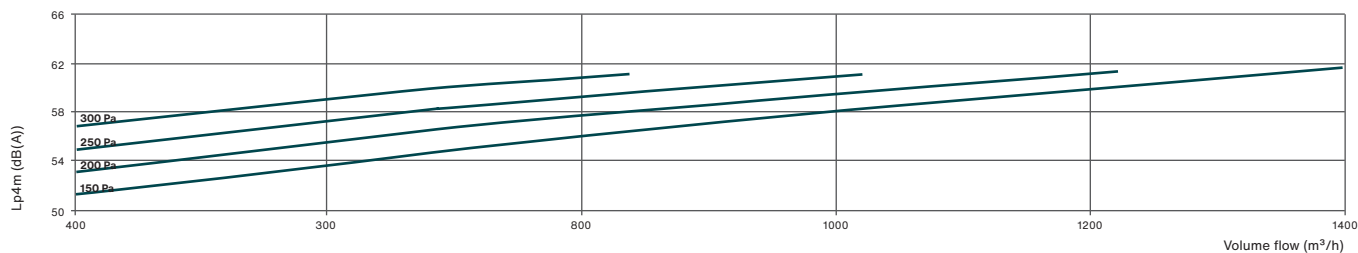
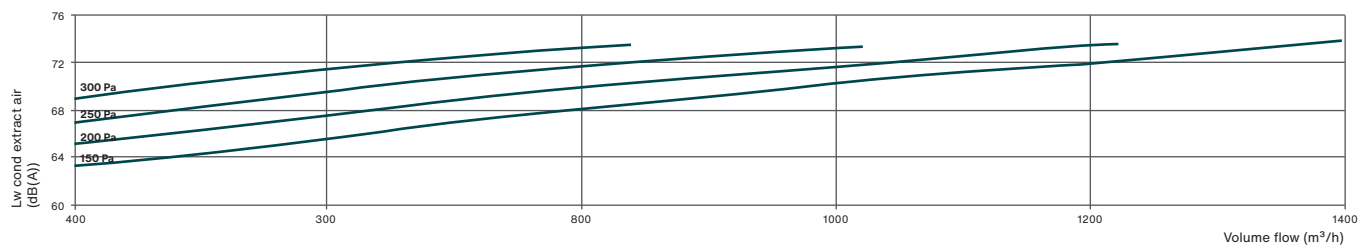
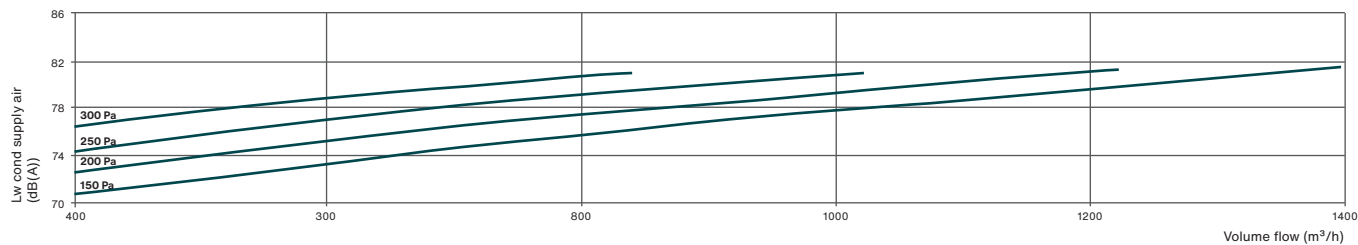
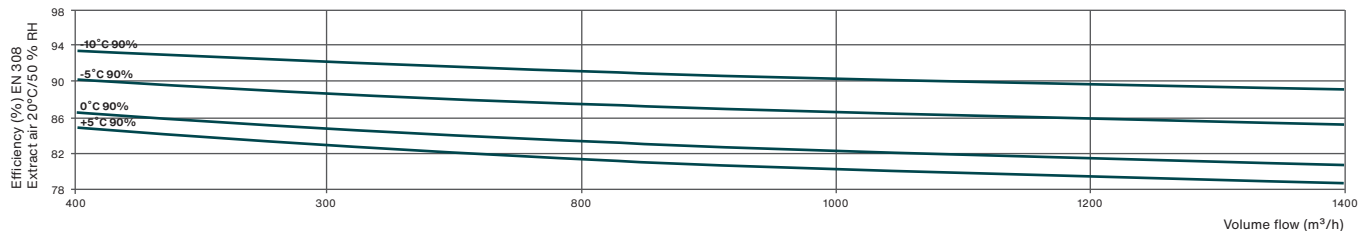
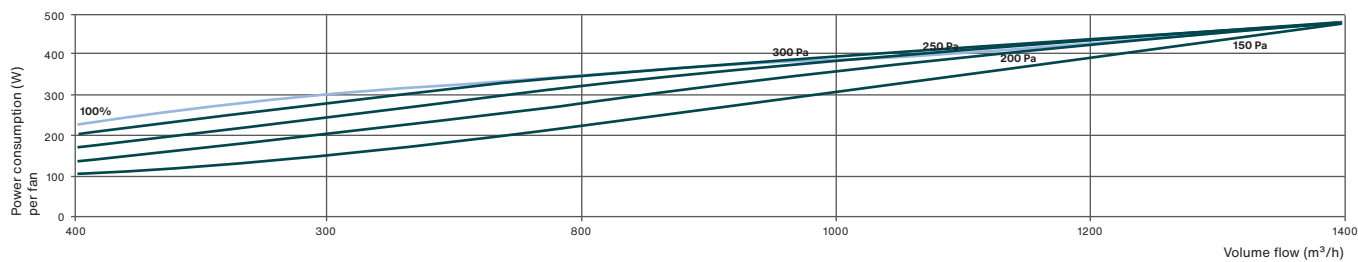
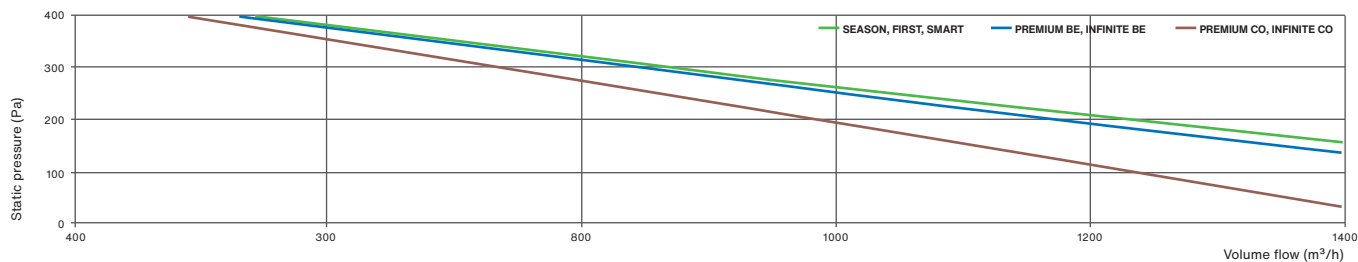
## Performance data for Zehnder Neotime 900 heating coil

BE for unit versions										electric coil		
Supply air volume	0 °C	-5 °C	-10 °C	-15 °C	-15 °C*	0 °C	-5 °C	-10 °C	-10 °C*	-10 °C	-15 °C	-15 °C*
(m <sup>3</sup> /h)	900		900			900				900		
Unit version	FIRST, SEASON		SMART Pre-heating coil			PREMIUM BE Heating coil				INFINITE BE Pre-heating coil + post-heating coil		
Performance (kW)	-		2.5			1.75				2.5 + 1.75		
Temperature on output from the unit (°C)	16.9	15.5	16.9	13.8	17.6	22.7	21.3	16.4	23.0	22.7	19.7	24.9

This data is displayed for optimal configuration of the controller according to the respective outdoor temperatures. Permanent blower temperature of the ventilation unit, taking into account the proportional bypass opening to prevent the heat exchanger from icing up.

\* If the volume flow is reduced by 20 %

### Technical data for Zehnder Neotime 1300 ventilation unit



## Performance data for Zehnder Neotime 1300 heating coil

CO for the PREMIUM and INFINITE unit versions				Changeover coil			
Water temp. °C / °C	Air inlet temperature °C	Volume flow m <sup>3</sup> /h	400	600	800	1000	1200
80 / 60	11	Performance (kW) / supply air (°C)	6.8 / 62	9.4 / 58	11.6 / 54	13.7 / 52	15.5 / 50
		Water quantity (l/h) / water pressure loss (kPa)	300 / 4	410 / 8	510 / 9	600 / 12	680 / 15
	15	Performance (kW) / supply air (°C)	6.4 / 63	8.7 / 58	10.8 / 55	12.7 / 53	14.4 / 51
		Water quantity (l/h) / water pressure loss (kPa)	280 / 4	380 / 7	480 / 8	560 / 10	630 / 13
60 / 50	11	Performance (kW) / supply air (°C)	5.0 / 49	7.0 / 46	8.7 / 43	10.2 / 42	11.6 / 40
		Water quantity (l/h) / water pressure loss (kPa)	440 / 9	610 / 12	760 / 19	890 / 23	1010 / 28
	15	Performance (kW) / supply air (°C)	4.6 / 49	6.3 / 47	7.9 / 44	9.3 / 43	10.5 / 41
		Water quantity (l/h) / water pressure loss (kPa)	400 / 7	550 / 10	690 / 15	810 / 19	920 / 24
45 / 40	11	Performance (kW) / supply air (°C)	3.6 / 38	5.0 / 36	6.2 / 34	7.3 / 33	8.3 / 32
		Water quantity (l/h) / water pressure loss (kPa)	620 / 14	860 / 22	1080 / 33	1270 / 43	1450 / 54
	15	Performance (kW) / supply air (°C)	3.1 / 38	4.3 / 37	5.4 / 35	6.4 / 34	7.3 / 33
		Water quantity (l/h) / water pressure loss (kPa)	540 / 11	750 / 19	940 / 26	1110 / 35	1260 / 42
7 / 12	32 - 40	Performance (kW) / supply air (°C)	3.5 / 13.9-87	4.8 / 15.3-84	5.9 / 16.3-81	6.9 / 17.1-79	7.9 / 17.7-78
		Water quantity (l/h) / water pressure loss (kPa)	610 / 15	830 / 24	1020 / 35	1190 / 45	1350 / 56
	27 - 50	Performance (kW) / supply air (°C)	2.7 / 13.1-91	3.7 / 14.2-88	4.6 / 15.1-86	5.3 / 15.7-84	6.0 / 16.2-83
		Water quantity (l/h) / water pressure loss (kPa)	470 / 12	640 / 16	780 / 22	910 / 29	1030 / 36
	25 - 50	Performance (kW) / supply air (°C)	2.1 / 12.8-91	2.9 / 13.8-88	3.5 / 14.5-86	4.1 / 15.0-85	4.6 / 15.5-83
		Water quantity (l/h) / water pressure loss (kPa)	370 / 8	490 / 10	600 / 15	700 / 19	780 / 22
6 / 11	32 - 40	Performance (kW) / supply air (°C)	3.8 / 13.1-87	5.2 / 14.5-83	6.4 / 15.6-81	7.5 / 16.5-79	8.5 / 17.2-77
		Water quantity (l/h) / water pressure loss (kPa)	650 / 17	890 / 28	1100 / 40	1280 / 51	1450 / 64
	27 - 50	Performance (kW) / supply air (°C)	3.0 / 12.3-90	4.1 / 13.5-88	5.0 / 14.4-86	5.8 / 15.1-84	6.6 / 15.6-83
		Water quantity (l/h) / water pressure loss (kPa)	510 / 11	700 / 20	860 / 26	1000 / 34	1130 / 41
	25 - 50	Performance (kW) / supply air (°C)	2.4 / 12.0-91	3.2 / 13.1-88	4.0 / 13.8-86	4.6 / 14.4-84	5.2 / 14.9-83
		Water quantity (l/h) / water pressure loss (kPa)	410 / 10	560 / 13	680 / 19	790 / 22	890 / 28

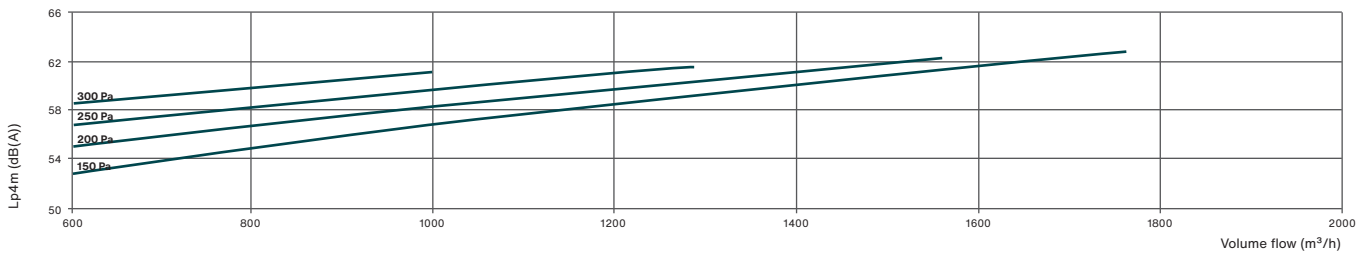
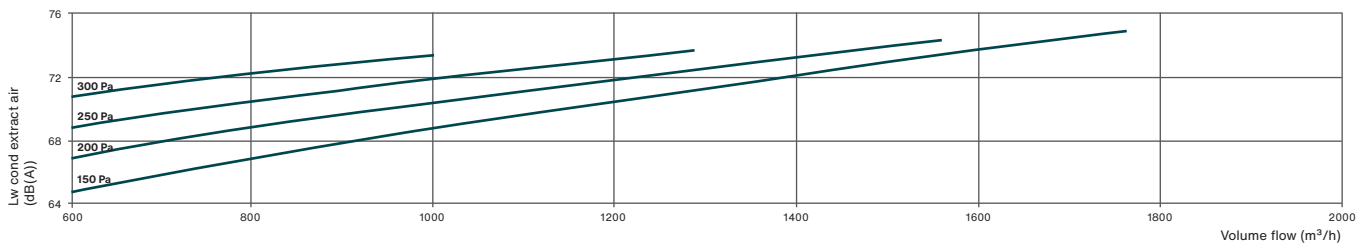
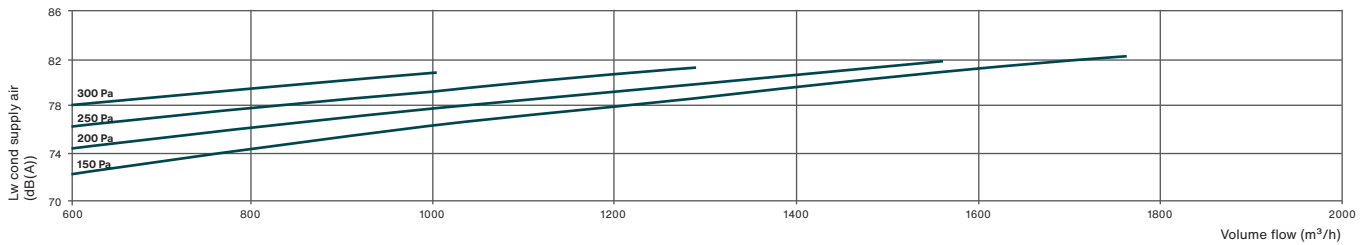
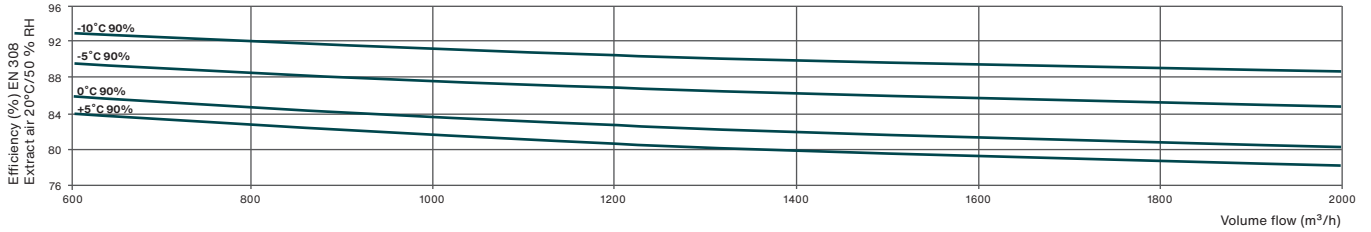
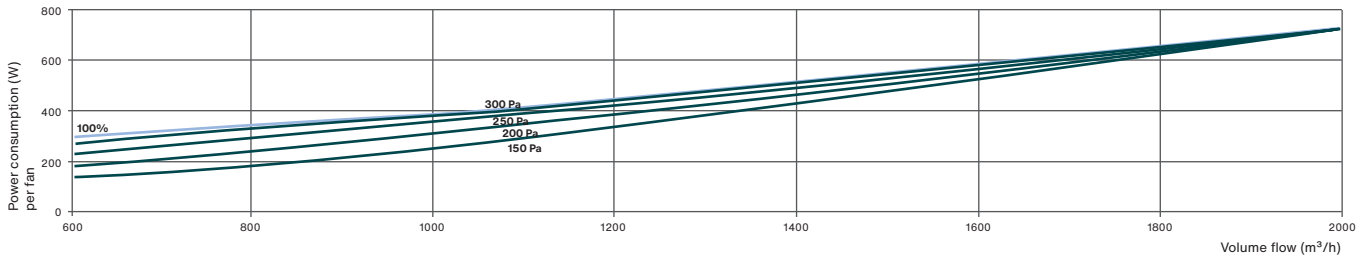
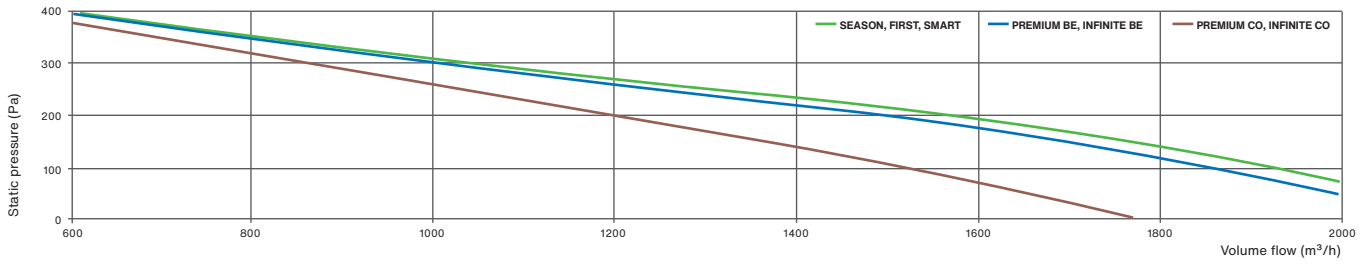
### Performance data for Zehnder Neotime 1300 heating coil

BE for unit versions										electric coil		
Supply air volume	0 °C	-5 °C	-10 °C	-15 °C	-15 °C*	0 °C	-5 °C	-10 °C	-10 °C*	-10 °C	-15 °C	-15 °C*
(m <sup>3</sup> /h)	1300		1300			1300				1300		
Unit version	FIRST, SEASON		SMART Pre-heating coil			PREMIUM BE Heating coil				INFINITE BE Pre-heating coil + post-heating coil		
Performance (kW)	-		3.5			2.5				3.5 + 2.5		
Temperature on output from the unit (°C)	16.8	15.4	16.8	13.7	17.5	22.7	21.2	16.4	23.0	22.6	19.5	24.7

This data is displayed for optimal configuration of the controller according to the respective outdoor temperatures. Permanent blower temperature of the ventilation unit, taking into account the proportional bypass opening to prevent the heat exchanger from icing up.

\* If the volume flow is reduced by 20 %

Technical data for Zehnder Neotime 1800 ventilation unit



## Performance data for Zehnder Neotime 1800 heating coil

CO for the PREMIUM and INFINITE unit versions				Changeover coil				
Water temp. °C / °C	Air inlet temperature °C	Volume flow m <sup>3</sup> /h	800	1000	1200	1400	1600	1800
80 / 60	11	Performance (kW) / supply air (°C)	11.5 / 54	13.5 / 51	15.4 / 49	17.1 / 47	18.7 / 46	20.2 / 44
		Water quantity (l/h) / water pressure loss (kPa)	500 / 2	590 / 3	670 / 4	750 / 5	820 / 4	890 / 4
	15	Performance (kW) / supply air (°C)	10.7 / 55	12.5 / 52	14.2 / 50	15.8 / 49	17.3 / 47	18.7 / 46
		Water quantity (l/h) / water pressure loss (kPa)	470 / 4	550 / 3	630 / 3	700 / 4	760 / 5	820 / 4
60 / 50	11	Performance (kW) / supply air (°C)	8.6 / 43	10.2 / 41	11.6 / 40	12.9 / 39	14.2 / 37	15.3 / 36
		Water quantity (l/h) / water pressure loss (kPa)	750 / 5	890 / 4	1010 / 6	1130 / 5	1240 / 6	1340 / 7
	15	Performance (kW) / supply air (°C)	7.8 / 44	9.02 / 43	10.5 / 41	11.7 / 40	12.8 / 39	13.8 / 38
		Water quantity (l/h) / water pressure loss (kPa)	680 / 4	800 / 4	920 / 5	1020 / 6	1120 / 7	1210 / 6
45 / 40	11	Performance (kW) / supply air (°C)	6.2 / 34	7.3 / 33	8.4 / 32	9.4 / 31	10.3 / 30	11.1 / 29
		Water quantity (l/h) / water pressure loss (kPa)	1080 / 6	1280 / 7	1460 / 9	1630 / 9	1780 / 11	1930 / 12
	15	Performance (kW) / supply air (°C)	5.4 / 35	6.4 / 34	7.3 / 33	8.1 / 32	8.9 / 32	9.6 / 31
		Water quantity (l/h) / water pressure loss (kPa)	940 / 5	1110 / 7	1260 / 7	1410 / 8	1540 / 10	1670 / 9
7 / 12	32 - 40	Performance (kW) / supply air (°C)	5.4 / 16.8-83	6.3 / 17.6-81	7.1 / 18.2-80	7.9 / 18.7-78	8.6 / 19.2-77	7.3 / 19.9-82
		Water quantity (l/h) / water pressure loss (kPa)	930 / 6	1080 / 7	1220 / 7	1350 / 9	1470 / 10	1250 / 8
	27 - 50	Performance (kW) / supply air (°C)	4.0 / 15.7-87	4.7 / 16.3-86	5.2 / 16.8-85	5.7 / 17.2-83	6.2 / 17.5-83	5.5 / 18.0-87
		Water quantity (l/h) / water pressure loss (kPa)	690 / 5	800 / 4	890 / 5	980 / 6	1070 / 7	940 / 6
	25 - 50	Performance (kW) / supply air (°C)	2.7 / 14.8-94	3.2 / 15.5-90	3.6 / 16.0-87	4.0 / 16.4-85	4.4 / 16.8-83	4.7 / 17.2-81
		Water quantity (l/h) / water pressure loss (kPa)	470 / 5	550 / 3	620 / 4	690 / 5	750 / 6	810 / 4
6 / 11	32 - 40	Performance (kW) / supply air (°C)	5.9 / 16.2-83	6.9 / 17.0-81	7.8 / 17.6-79	8.6 / 18.2-78	9.4 / 18.7-77	10.1 / 19.1-76
		Water quantity (l/h) / water pressure loss (kPa)	1010 / 6	1180 / 7	1330 / 9	1470 / 10	1600 / 10	1720 / 11
	27 - 50	Performance (kW) / supply air (°C)	4.5 / 15.0-87	5.2 / 15.7-86	5.9 / 16.2-84	6.5 / 16.6-83	7.0 / 17.0-82	7.5 / 17.3-81
		Water quantity (l/h) / water pressure loss (kPa)	770 / 4	890 / 5	1010 / 6	1110 / 8	1200 / 7	1290 / 8
	25 - 50	Performance (kW) / supply air (°C)	3.4 / 14.5-88	4.0 / 15.0-86	3.9 / 15.3-91	4.3 / 15.8-88	4.7 / 16.2-86	5.1 / 16.6-84
		Water quantity (l/h) / water pressure loss (kPa)	590 / 4	680 / 5	670 / 5	740 / 5	810 / 4	870 / 5

**Performance data for Zehnder Neotime 1800 heating coil**

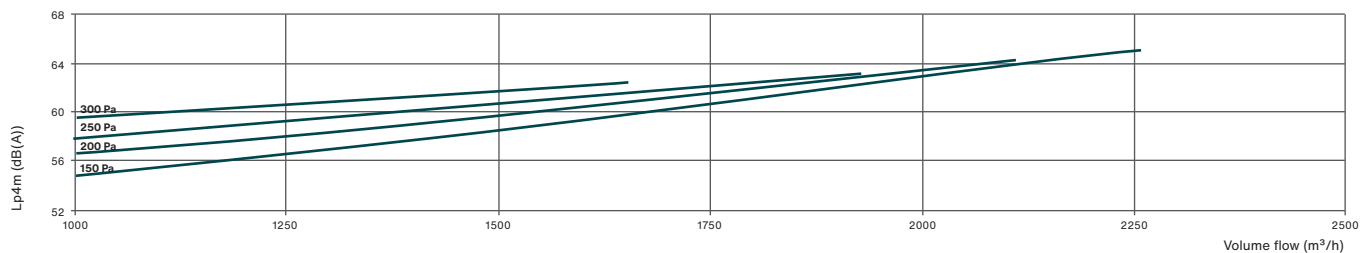
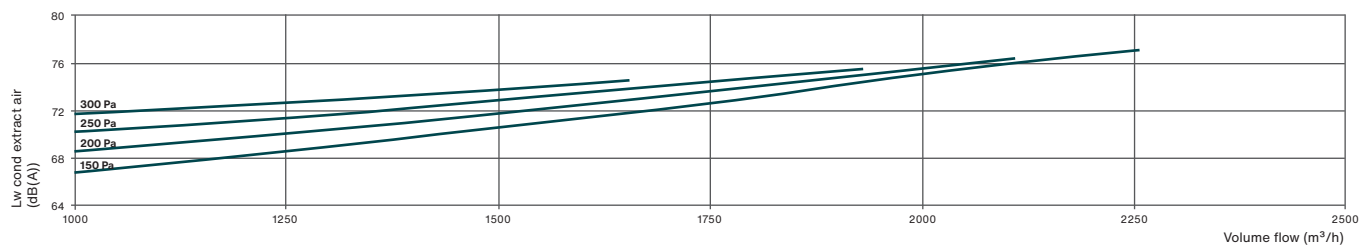
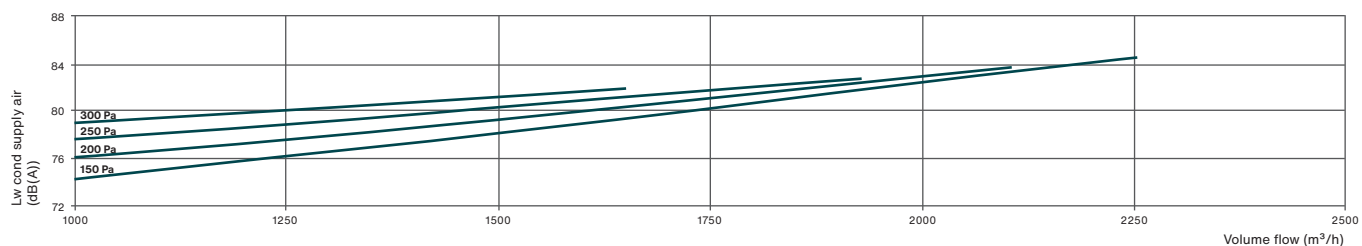
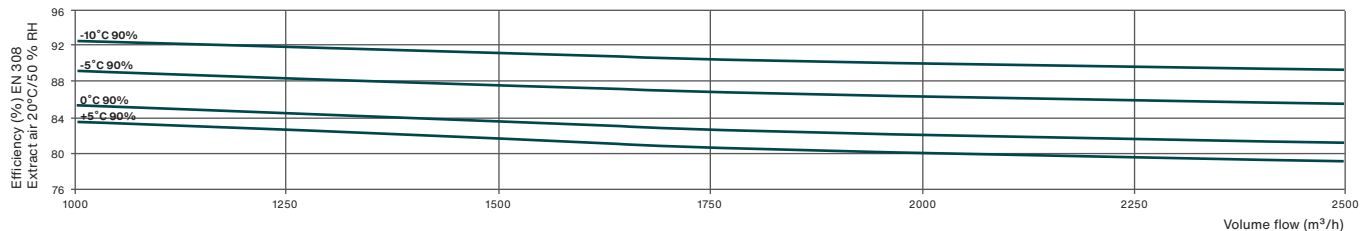
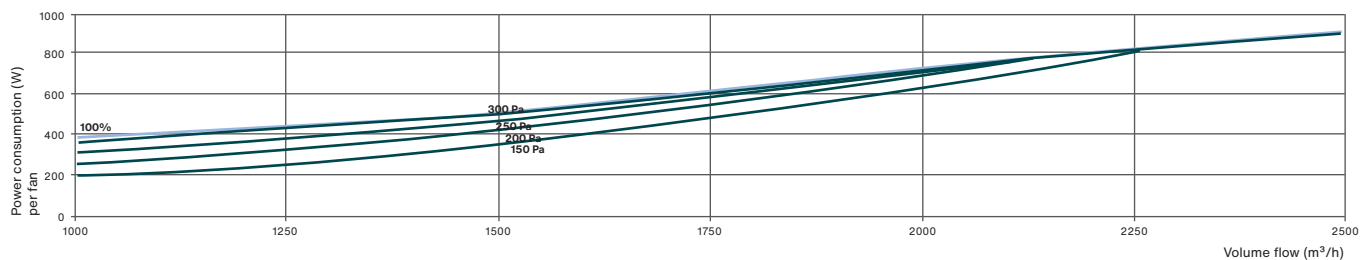
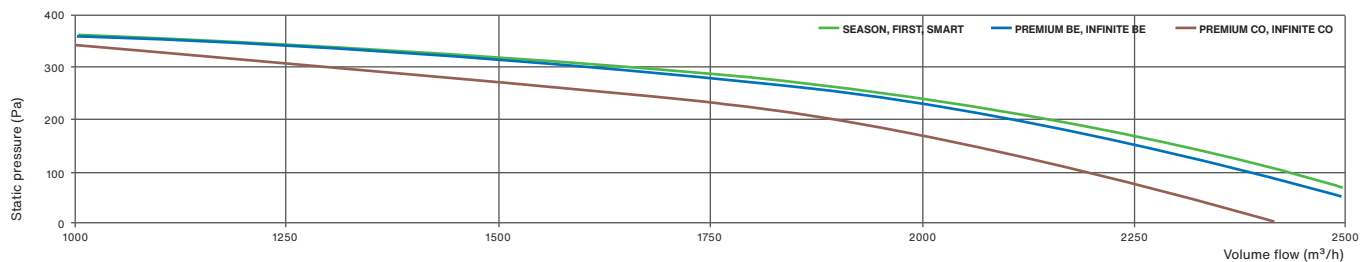
BE for unit versions										electric coil		
Supply air volume	0 °C	-5 °C	-10 °C	-15 °C	-15 °C*	0 °C	-5 °C	-10 °C	-10 °C*	-10 °C	-15 °C	-15 °C*
(m <sup>3</sup> /h)	1800		1800			1800				1800		
Unit version	FIRST, SEASON		SMART Pre-heating coil			PREMIUM BE Heating coil				INFINITE BE Pre-heating coil + post-heating coil		
Performance (kW)	-		3.75			3.75				3.75 + 3.75		
Temperature on output from the unit (°C)	16.3	15.6	16.1	11.7	16.7	22.6	21.8	16.8	23.5	22.4	18.0	24.5

This data is displayed for optimal configuration of the controller according to the respective outdoor temperatures. Permanent blower temperature of the ventilation unit, taking into account the proportional bypass opening to prevent the heat exchanger from icing up.

\* If the volume flow is reduced by 20 %



### Technical data for Zehnder Neotime 2500 ventilation unit



## Performance data for Zehnder Neotime 2500 heating coil

CO for the PREMIUM and INFINITE unit versions				Changeover coil				
Water temp. °C / °C	Air inlet temperature °C	Volume flow m³/h	1250	1500	1750	2000	2250	2500
80 / 60	11	Performance (kW) / supply air (°C)	19.0 / 56	21.8 / 54	24.4 / 53	26.8 / 51	29.1 / 50	31.2 / 48
		Water quantity (l/h) / water pressure loss (kPa)	830 / 5	960 / 6	1070 / 7	1180 / 7	1280 / 8	1370 / 9
	15	Performance (kW) / supply air (°C)	17.7 / 57	20.2 / 55	22.7 / 54	24.9 / 52	27.0 / 51	29.0 / 50
		Water quantity (l/h) / water pressure loss (kPa)	780 / 4	890 / 5	1000 / 6	1090 / 7	1190 / 7	1280 / 8
60 / 50	11	Performance (kW) / supply air (°C)	14.2 / 45	16.3 / 43	18.2 / 42	20.1 / 41	21.8 / 40	23.5 / 39
		Water quantity (l/h) / water pressure loss (kPa)	1240 / 8	1420 / 10	1590 / 11	1750 / 13	1900 / 15	2050 / 17
	15	Performance (kW) / supply air (°C)	12.9 / 46	14.7 / 44	16.5 / 43	18.2 / 42	19.8 / 41	21.2 / 40
		Water quantity (l/h) / water pressure loss (kPa)	1120 / 8	1290 / 8	1440 / 10	1590 / 10	1730 / 12	1860 / 14
45 / 40	11	Performance (kW) / supply air (°C)	10.1 / 35	11.6 / 34	13.1 / 33	14.4 / 33	15.7 / 32	16.9 / 31
		Water quantity (l/h) / water pressure loss (kPa)	1760 / 13	2020 / 17	2270 / 21	2500 / 25	2720 / 27	2930 / 31
	15	Performance (kW) / supply air (°C)	8.8 / 36	10.1 / 35	11.4 / 34	12.5 / 34	13.6 / 33	14.7 / 33
		Water quantity (l/h) / water pressure loss (kPa)	1530 / 12	1760 / 13	1980 / 16	2180 / 19	2370 / 23	2550 / 26
7 / 12	32 - 40	Performance (kW) / supply air (°C)	9.6 / 15.7-83	10.9 / 16.4-82	12.2 / 16.9-80	13.4 / 17.4-79	14.5 / 17.8-78	15.5 / 18.2-77
		Water quantity (l/h) / water pressure loss (kPa)	1650 / 14	1880 / 17	2090 / 21	2290 / 25	2480 / 28	2660 / 31
	27 - 50	Performance (kW) / supply air (°C)	7.3 / 14.7-88	8.3 / 15.2-86	9.2 / 15.6-85	10.1 / 16.0-84	10.9 / 16.3-83	11.7 / 16.6-83
		Water quantity (l/h) / water pressure loss (kPa)	1260 / 10	1430 / 12	1580 / 13	1730 / 15	1870 / 17	2000 / 19
	25 - 50	Performance (kW) / supply air (°C)	5.6 / 14.2-88	6.4 / 14.6-87	7.0 / 15.0-86	7.7 / 15.3-85	7.1 / 15.6-90	7.7 / 15.9-88
		Water quantity (l/h) / water pressure loss (kPa)	960 / 7	1090 / 9	1210 / 9	1320 / 10	1220 / 9	1310 / 10
6 / 11	32 - 40	Performance (kW) / supply air (°C)	10.3 / 15.1-83	11.8 / 15.7-81	13.2 / 16.3-80	14.4 / 16.8-79	15.6 / 17.3-78	16.8 / 17.7-77
		Water quantity (l/h) / water pressure loss (kPa)	1770 / 16	220 / 20	2260 / 24	2470 / 29	2680 / 31	2870 / 36
	27 - 50	Performance (kW) / supply air (°C)	8.1 / 14.0-87	9.2 / 14.5-86	10.2 / 15.0-85	11.2 / 15.4-84	12.1 / 15.7-83	13.0 / 16.0-82
		Water quantity (l/h) / water pressure loss (kPa)	1380 / 12	1580 / 13	1750 / 15	1920 / 18	280 / 21	2220 / 24
	25 - 50	Performance (kW) / supply air (°C)	6.4 / 13.5-88	7.2 / 14.0-86	8.0 / 14.4-85	8.8 / 14.7-84	9.5 / 15-84	10.1 / 15.3-83
		Water quantity (l/h) / water pressure loss (kPa)	1090 / 9	1240 / 10	1380 / 11	1500 / 13	1620 / 13	1730 / 15

### Performance data for Zehnder Neotime 2500 heating coil








BE for unit versions										electric coil		
Supply air volume	0 °C	-5 °C	-10 °C	-15 °C	-15 °C*	0 °C	-5 °C	-10 °C	-10 °C*	-10 °C	-15 °C	-15 °C*
(m <sup>3</sup> /h)	2500		2500			2500				2500		
Unit version	FIRST, SEASON		SMART Pre-heating coil			PREMIUM BE Heating coil				INFINITE BE Pre-heating coil + post-heating coil		
Performance (kW)	-		5.25			5.25				5.25 + 5.25		
Temperature on output from the unit (°C)	16.4	15.5	16.2	11.9	16.8	22.7	21.8	17.0	23.7	22.5	18.2	24.7

This data is displayed for optimal configuration of the controller according to the respective outdoor temperatures. Permanent blower temperature of the ventilation unit, taking into account the proportional bypass opening to prevent the heat exchanger from icing up.




\* If the volume flow is reduced by 20 %

## Options





### Climate

	<b>Humidity sensor for duct installation</b> Signal 0-10 V (Not compatible with SEASON unit)
	<b>SUMMER/WINTER reversing thermostat</b> For FIRST and SMART unit versions in conjunction with a Combibox Concept external module
	<b>Humidity sensor for room installation</b> Signal 0-10 V (Not compatible with SEASON unit)
	<b>Dehumidification module</b> Duct installation (see Combibox Concept documentation). Not compatible with SEASON unit
	<b>Circuit register</b> Frost protection. Leakage classification 4
	<b>Direct evaporation module R410A</b> Installation only in the duct (see Combibox Concept documentation). Not compatible with SEASON unit
	<b>Magnetic valve set</b> PREMIUM/INFINITE CO unit versions






### Control

	<b>TOUCH control unit</b> Not compatible with SEASON unit. Max. 100 m
	<b>Repeater</b> Not compatible with SEASON unit. Remote control/display repeater which can be used when there is a need for remote display. Using the RS485 port it can address up to 6 connected units (wired).
	<b>Multifunctional connection box</b> For combination with the LOBBY discharge capacity modulation unit versions (constant pressure). In addition to controlling the distribution, the controller communicates with the Zehnder Neotime ventilation unit (except SEASON), especially for the free cooling / night cooling functions.




### Safety and control

	<b>Pressure boxes for filter monitoring</b> Extract air filter (IP54)
	<b>Liquid manometer</b>
	<b>Smoke detector</b> (IP54)
	<b>Trigger box</b> TBTS 24 or 48Vcc housing (IP67)

### Airflow control

	<b>External control unit</b> Potentiometer only with SEASON (IP54)
	<b>Comfort remote control</b> STOPP/PV/GV 2 fans housing (IP54)
	<b>Comfort remote control</b> PV/GV 2 fans housing (IP54)
	<b>Presence detector</b> ON/OFF or PV/GV (Not compatible with SEASON unit)
	<b>Comfort remote control</b> START/STOPP 2 fans housing (IP54)

### Installation

	<b>Flanged collar</b> Fire protection class: M0 Diameter of plug (network side) / socket (ventilation unit side)
	<b>Support feet</b> Set of 4 (100 mm high). For floor installation
	<b>Weather protection hood</b> Galvanised steel, supplied ready for installation

**Notes**



**Notes**



**Notes**





**Zehnder Group UK Ltd.**

Concept House, Watchmoor Point ▪ Camberley ▪ Surrey, GU15 3AD  
+44(0)1276 605800 ▪ sales@zehnder.co.uk ▪ www.zehnder.co.uk